

# PRHFA8 / PRS8511

8" Architectural Horizontal CFL Downlight  
8" Triple Ring Glass Trim

Project:	
Type:	Catalog #:



## DESCRIPTION:

- Eight inch compact fluorescent recessed horizontal housing for new construction. Must be installed at least 3" away from insulation.

## FEATURES:

- Mounting frame is die-formed construction for maximum heat dissipation and rust protection.
- Mounting bracket is constructed from 16-gauge steel and is supplied with C-channels that are adjustable up to 28". Mounting brackets may be adjusted up to 2-3/4" vertically from inside the housing.
- Aluminum lamp holder effective provides heat dissipation and ventilation. Easy installation adjustability from either outside the housing or inside the housing.
- (4) 1/2", (1) 3/4" and (4) Romex knockouts with pry-out slots and strain clamps.
- Junction box UL listed for through-branch circuit wiring.

## BALLAST

- Electronic 120/277V ballast for 13/18/26/32/42 watts, 4-pin, double or triple-tube lamp. Energy efficient, thermally protected, Class P, HPF, sound rated A, UL Listed. Starting temperature = 0 degree F, Max. THD: <10%.

## REFLECTOR

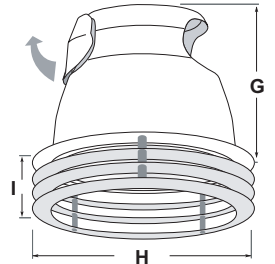
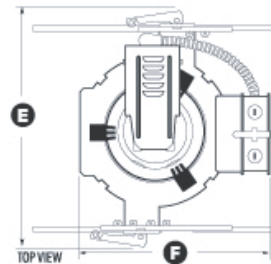
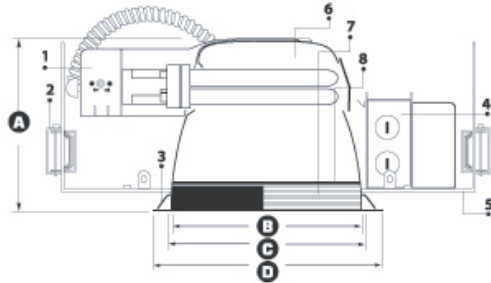
- Self-flanged .050" aluminum reflector with low iridescent finish. Triple ring glass drops from surface of trim and is available in various finishes.

## LISTINGS

- UL Damp Location listed.
- UL Feed-through listed.

## Dimensions

A	Height	6-1/8"
B	Trim (Aperture)	8"
C	Cut-out	8-3/8"
D	Trim (O.D.)	9"
E	Width	16"
F	Length	12-1/2"
G	Reflector Height	6-1/4"
H	Trim (O.D.)	9-1/8"
I	Trim Ring Depth	2-1/4"



## Ordering Matrix and Options

Example: PRHFA8 226 120 EL EM LPI / PRS8511W-WH-FR

### PRHFA8-

### PRS8511-

Lamp/Wattage	Voltage	Ballast	Options	Reflector	Ring Finish	Glass Finish
13 = 1x13DTT 18 = 1x18DTT 26 = 1x26DTT 32 = 1x32TRT 42 = 1x42TRT 213 = 2x13DTT 218 = 2x18DTT 226 = 2x26DTT 232 = 2x32TRT 242 = 2x42TRT	120 = 120V 277 = 277V UNV = 120/277V	EL = Electronic Ballast DIM = Dimming Ballast (Specify below: (Mark7 = Advance Mark 7) (Mark10 = Advance Mark 10) (Lut-E = Lutron EC3D)	LPI = Lamp Included (Specify lamp color) EM = Emergency Battery (700 Lumens)	C = Clear W = White B = Black	WH = White CR = Chrome SHZ = Satin Haze	FR = Frost BU = Blue GR = Green RD = Red

Manufacturer reserves the right to make changes to specifications without notice.