

# P3R Series

Recessed Parabolic Troffer - 1' x 4', 2' x 2', 2' x 4'

Project:	
Type:	Catalog #:



## FEATURES:

- For general recessed parabolic applications. Optimized performance for T5 and T8 lamp technology. Twist-lock lampholders are standard on linear T5 and T8 models.

## SPECIFICATIONS:

**HOUSING** - Heavy gauge, die-formed, cold-rolled steel. Black reveal provides "floating louver" appearance.

**FINISH** - Multi-stage phosphate treated for maximum adhesion and rust resistance. Finished with high-gloss, baked white enamel.

**MOUNTING** - Integral T-bar safety clips to secure fixture to grid system with no extra parts required. Flanged type models are provided with trim and wing-bracket hangers.

**LOUVER** - 3" nominal depth, semi-specular, low-iridescence, anodized aluminum parabolic louvers with standard spring latches and sturdy door hinges. Available in various cell configurations.

**ELECTRICAL** - Energy efficient, thermally protected, Class P, HPF, sound rated A, UL Listed, electronic ballasts are standard on all models. Provided with ballast/luminaire disconnect for convenient maintenance.

**LISTINGS** - UL Listed (standard) for Damp Location.

## Ordering Matrix and Options

**Example: P3R24 G S 332 18C LD UNV EB EM**

**Product Series**  
**P3R14** = 1' x 4' Recessed Parabolic Static Troffer  
**P3R22** = 2' x 2' Recessed Parabolic Static Troffer  
**P3R24** = 2' x 4' Recessed Parabolic Static Troffer

**Air Function**  
**S** = Static (No air function)  
**A** = Air Supply/Return Slots  
**H** = Air Heat Removal Vents  
 (Consult factory for availability of configurations.)

**Lamp Type**  
**14T5** = 14w T5 (22.2")  
**17T8** = 17w T8 (24")  
**24T5HO** = 24w T5 HO (22.2")  
**28T5** = 28w T5 (46")  
**28T8** = 28w T8 (48")  
**32T8** = 32w T8 (48")  
**U286** = 28w T8 (6" spacing) U-Lamp (24")<sup>1</sup>  
**U326** = 32w T8 (6" spacing) U-Lamp (24")<sup>1</sup>  
**54T5HO** = 54w T5 HO (46")  
<sup>1</sup>Available on 2' x 2' size only.  
 (Consult factory for other options)

**Louver Type**  
**LD** = Semi-specular, low-iridescence, anodized aluminum louver  
 (Consult factory for other options)

**Ballast and Options**  
**EB** = Electronic ballast, < 10% THD  
**EB10IS** = Electronic ballast, < 10% THD, instant start  
**EB10RS** = Electronic ballast, < 10% THD, rapid start  
**EP** = Electronic ballast, programmed start  
**EB2** = Two electronic ballasts\*  
**EM** ( ) = Emergency battery pack<sup>1</sup>  
 (e.g. EM500 = 500 lumens; EM1400 = 1400 lumens)  
**LPI** ( ) = Lamp included (specify lamp type and color)  
 (Consult factory for other options)  
 \*Single ballast standard unless this option selected.  
 See supplemental page(s) for option details.

**Ceiling Trim Type**  
**G** = Grid (T-Bar)  
**F** = Flanged

**# of Lamps**  
**1** = 1-lite<sup>1,2</sup>  
**2** = 2-lite<sup>1</sup>  
**3** = 3-lite<sup>2</sup>  
**4** = 4-lite<sup>2</sup>  
<sup>1</sup>Available on 1' x 4' size.  
<sup>2</sup>Not available in 32W T8 U-lamp configuration.

**Cell Configuration**

# of Cells - (wide x long)	# of lamps	Fixture size
<b>8C</b> (1x8)	(1 or 2 Lamps)	(1' x 4')
<b>9C*</b> (1x9)	(1 or 2 Lamps)	(1' x 4')
<b>9C</b> (3x3)	(2-U or 3 Lamps)	(2' x 2')
<b>16C*</b> (4x4)	(4 Lamps)	(2' x 2')
<b>12C</b> (2x6)	(2 or 3 Lamps)	(2' x 4')
<b>18C</b> (3x6)	(2 or 3 Lamps)	(2' x 4')
<b>24C*</b> (3x8)	(3 Lamps)	(2' x 4')
<b>24C*</b> (4x6)	(4 Lamps)	(2' x 4')
<b>32C*</b> (4x8)	(4 Lamps)	(2' x 4')

(\*Consult factory for availability of configurations.)

**Voltage**  
**120** = 120V  
**277** = 277V  
**UNV** = 120 to 277V  
 (Others available)

Manufacturer reserves the right to make changes to specifications without notice.

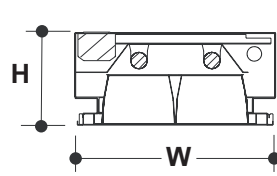
# P3R Series

Recessed Parabolic Troffer - 1' x 4', 2' x 2', 2' x 4'

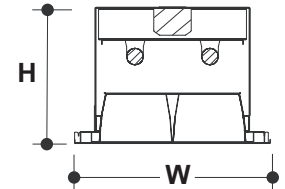
Project:	
Type:	Catalog #:

## Dimensions

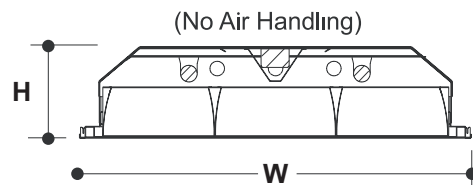
Model Configuration	W	L	H
1' x 4' (Grid)	11-3/4"	47-3/4"	5
1' x 4' (Grid with Air Function)	11-3/4"	47-3/4"	6-5/8"
1' x 4' (Flanged with trim)	13-3/8"	49-7/16"	6-5/8"
2' x 2' (Grid)	23-1/2"	23-1/2"	4-3/4"
2' x 2' (Flanged, with trim)	25-5/8"	25-7/16"	5-1/16"
2' x 4' (Grid)	23-5/8"	47-5/8"	4-5/8"
2' x 4' (Flanged, with trim)	25-5/8"	49-7/16"	5-1/16"



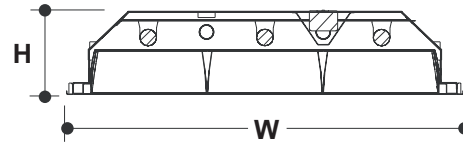
1'x4' (Standard)  
(No Air Handling)



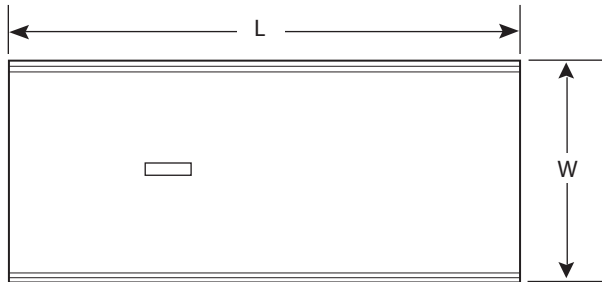
1'x4' w/ Air Supply / Return Slots



2'x2' / 2'x4'



Top View



Manufacturer reserves the right to make changes to specifications without notice.