

RT Series

Recessed Static Troffer - 1' x 4', 2' x 2', 2' x 4'

Project:	
Type:	Catalog #:



FEATURES:

– For general recessed applications. Optimized performance for T8 & T5 lamp technology. Twist-lock lampholders are standard on linear T8 & T5 models.

SPECIFICATIONS:

HOUSING – Heavy gauge, die-formed, cold-rolled steel.

DOOR FRAME – Flush steel door frame with cam latches and sturdy door hinge removal type is standard. Spring-loaded latches and other door frame types are available.

FINISH – Multi-stage phosphate treated for maximum adhesion and rust resistance. Finished with high-gloss, baked white enamel.

MOUNTING – Integral T-bar safety clips to secure fixture to grid system with no extra parts required. Flanged type models are provided with trim and wing-bracket hangers for mounting compatibility with dry-wall ceiling types.

SHIELDING – Clear, 0.100" nominal thickness, pattern #12 acrylic prismatic lens is standard. Other lenses are available.

ELECTRICAL – Energy efficient, thermally protected, Class P, HPF, sound rated A, UL Listed, electronic ballasts are standard on all models. Provided with ballast/luminaire disconnect for convenient maintenance.

LISTINGS – UL Listed (standard) for Damp Location.

Ordering Matrix and Options

Example: **RT24 G 432 A125 UNV EB EM**

Product Series
RT14 = 1' x 4' Recessed Static Troffer
RT22 = 2' x 2' Recessed Static Troffer
RT24 = 2' x 4' Recessed Static Troffer
 (Consult factory for other sizes)

of Lamps
1 = 1-lite¹
2 = 2-lite
3 = 3-lite²
4 = 4-lite²
¹Available on 1' x 4' size.
²Not available in 32W T8 U-lamp configuration.

Diffuser Type
(blank) = #12 pattern acrylic 0.100" thick
A125 = #12 pattern acrylic 0.125" thick
A156 = #19 pattern acrylic 0.156" thick
PC1S = 1/2" x 1/2" x 1/2" plastic cube louver, silver
PC2S = 1-1/2" x 1-1/2" x 1" plastic cube louver, silver
CCL = Curved contour lens (Clear prismatic acrylic)
VRL = Impact resistant, "virtually indestructible", 0.375" thick (0.187" polycarbonate / 0.187" acrylic)
 (Consult factory for other options)

Voltage
120 = 120V
277 = 277V
UNV = 120 to 277V
 (Others available)

Ceiling Trim Type
G = Grid (T-Bar)
F = Flanged

Lamp Type
14T5 = 14w T5 (22.2")
17T8 = 17w T8 (24")
24T5HO = 24w T5 HO (22.2")
28T5 = 28w T5 (46")
28T8 = 28w T8 (48")
32T8 = 32w T8 (48")
U286 = 28w T8 (6" spacing) U-Lamp (24")
U326 = 32w T8 (6" spacing) U-Lamp (24")
40BX = 40w Biax/PLL
50BX = 50w Biax/PLL (22.5")
54T5HO = 54w T5 HO (46")
 (Consult factory for other options)

Door Frame
(blank) = Flush white steel
FW = Flush white aluminum
RW = Regressed white aluminum
TS = Tamper-proof steel
 (Consult factory for other options)

Ballast and Options
EB = Electronic ballast, < 10% THD
EB10IS = Electronic ballast, < 10% THD, instant start
EB10RS = Electronic ballast, < 10% THD, rapid start
EB2 = Two electronic ballasts*
EM() = Emergency battery pack¹
 (e.g. EM500 = 500 lumens; EM1400 = 1400 lumens)
BD() = Ballast disconnect (e.g. WAGO #873-902)
LPI() = Lamp included (specify lamp type and color)
 (Consult factory for other options)
 *Single ballast standard unless this option selected.
 See supplemental page(s) for option details.

Manufacturer reserves the right to make changes to specifications without notice.

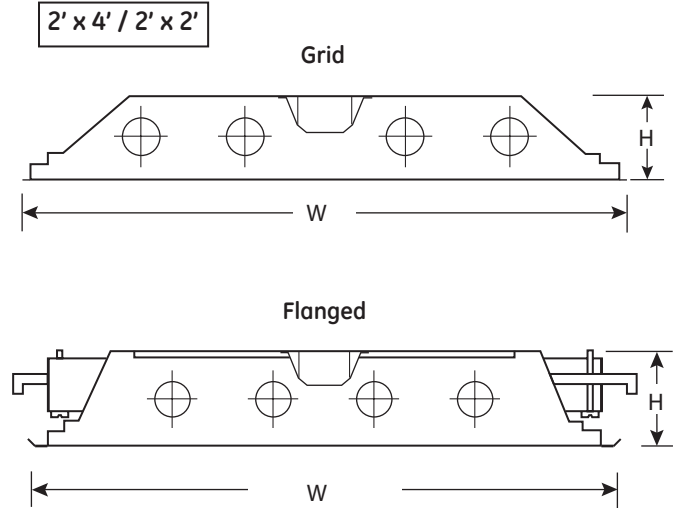
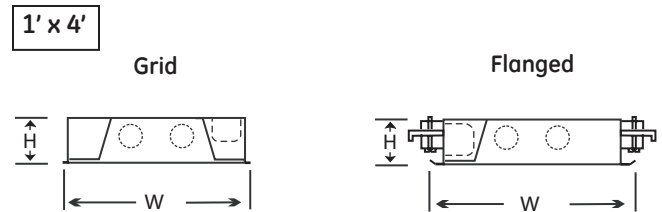
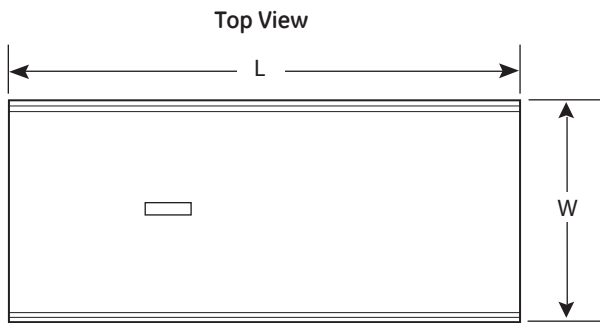
RT Series

Recessed Static Troffer - 1' x 4', 2' x 2', 2' x 4'

Project:	
Type:	Catalog #:

Dimensions

Model Configuration	W	L	H
2' x 4' (Grid)	23-3/4"	47-3/4"	4-1/4"
2' x 4' (Flanged, with trim)	25-3/8"	50-1/4"	4-1/4"
2' x 2' (Grid)	23-3/4"	23-3/4"	3-1/2"
2' x 2' (Flanged, with trim)	25-3/8"	26-1/4"	4-1/4"
1' x 4' (Grid)	11-3/4"	47-3/4"	4-1/4"
1' x 4' (Flanged, with trim)	13-1/4"	50-7/16"	5-1/16"



Manufacturer reserves the right to make changes to specifications without notice.