

ATH

Anthem Series - Troffer Direct/Indirect SBL

Project:	
Type:	Catalog #:



FEATURES:

- For recessed mounting, direct/indirect, contemporary, architectural applications. Optimized performance for T8 lamp technology. Twist-lock lampholders are standard.

SPECIFICATIONS:

HOUSING - Heavy gauge, die-formed, cold-rolled steel.

DOOR FRAME - Frameless box flanged configured to most hing/latch locations with positive latching mechanism for easy re-lamping.

FINISH - Multi-stage phosphate treated for maximum adhesion and rust resistance. Finished with high-gloss, baked white enamel.

DIFFUSER - White perforated metal diffuser is roll-formed for precise radius with white acrylic inlay for light distribution and glare control. Center baffle with straight blade louver.

ELECTRICAL - Energy efficient, thermally protected, Class P, HPF, sound rated A, UL Listed, electronic ballasts are standard on all models. Provided with luminaire disconnect pushwire nuts or luminaire disconnects for convenient installation.

LISTINGS - UL Listed (standard).

Ordering Matrix and Options

Example: ATH 2x4 232 SBL UNV EB EM

ATH Product Series
ATH = Anthem Series - Troffer Direct/Indirect

Ceiling Trim Type
(blank) = Grid (T-Bar)

Size
2x4 = 2' x 4'
2x2 = 2' x 2'

of Lamps
1 = 1-lite
2 = 2-lite
3 = 3-lite

Lamp Type
28T5 = 28w T5 (46")
32 = 32w T8 (48")
54T5HO = 54w T5 HO (46")
(Consult factory for other options)

Diffuser
SBL = Straight blade louver (parabolic baffle)
(Consult factory for other options)

Voltage
120 = 120V
277 = 277V
UNV = 120 to 277V
(Others available)

Ballast and Options
EB = Electronic ballast, < 10% THD
EB10IS = Electronic ballast, < 10% THD, instant start
EB1ORS = Electronic ballast, < 10% THD, rapid start
EB2 = Two electronic ballasts*
EM = Emergency battery pack
DIM = Dimming ballast (electronic)
PG = Push-In-Ground™
DS = Luminaire Disconnect
LPI () = Lamp included (specify lamp type and color)
(Consult factory for other options)
See supplemental page for option details.
*Single ballast standard unless this option selected.

Manufacturer reserves the right to make changes to specifications without notice.

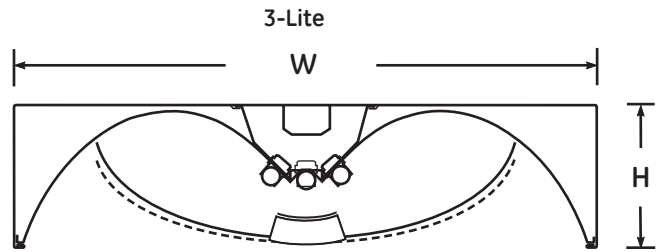
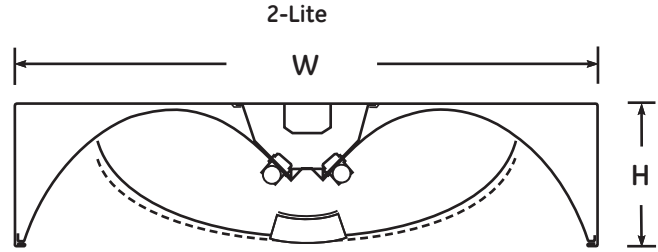
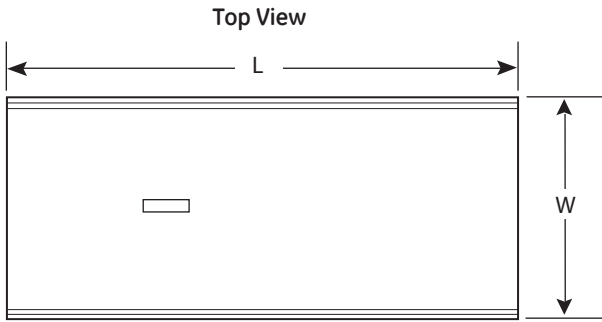
ATH

Anthem Series - Troffer Direct/Indirect SBL

Project:	
Type:	Catalog #:

Dimensions

Model Configuration	W	L	H
2' x 4' (Grid)	23-3/4"	47-3/4"	5-3/4"
2' x 2' (Grid)	23-3/4"	23-3/4"	5-3/4"



Manufacturer reserves the right to make changes to specifications without notice.