





PLS36 Series

LED Flat Panel Troffer - 1' x 4', 2' x 2'

Project:	
Type:	Catalog #:

- 01

 Environment-friendly
- 02

 Heat sink design
- 03

 Energy saving
- 04

 Long Life
- 05

 High-intensity



Recessed Type



Surface Type



FEATURES:

- For indoor recessed, pendant or surface mounted LED applications. Optimized LED performance and superior light efficiency suitable for Green buildings.

SPECIFICATIONS:

HOUSING/FINISH - Electro-Galvanized Steel (EGI) housing with superior heat sink design in white powder-coated finish as standard.

MOUNTING - Available in T-bar, flanged, M-Grid, pendant and surface mounting types.

FRAME - Aluminum frame as standard. Polycarbonate option is available.

DIFFUSER - White acrylic flat lens as standard.

LEDs - High-intensity LED with about 62% energy savings with 55W power consumption compared to conventional 144W fluorescent lamp. Lighting efficiency of 75 Lm/W at 44W power consumption with 80 CRI. Available in various color temperatures. Average LED life span of 50,000 hours.

ELECTRICAL - Offered as high power factory with input voltage of 120V, as standard. Operating temperature of -20°C ~ +50°C. Does not contain hazardous substances like mercury, lead, etc. No emissions of harmful wavelengths like ultraviolet and infrared. Energy savings with greenhouse gas (CO₂) emissions reduction.

LISTINGS - UL Listed.

Ordering Matrix and Options

Example: PLS36-22-47-41K-G-120-EMPK

PLS36-

Size	LED	Color Temp.	Mounting	Voltage	Option
14 = 1' x 4'	44 = 44W LED	41K = 4100K	(Recessed)	120 = 120V	DIM = Dimming EMPK = Emergency battery backup (Factory-installed only)
22 = 2' x 2'	47 = 47W LED	50K = 5000K	G = Grid/T-Bar	277 = 277V	
	51 = 51W LED		F = Flanged	UNV = 120-277V	
	55 = 55W LED		M = M-Slot		
			(Pendant)		
			P = Pendant		
			(Surface)		
			S = Surface		

Consult factory for other options and configurations.

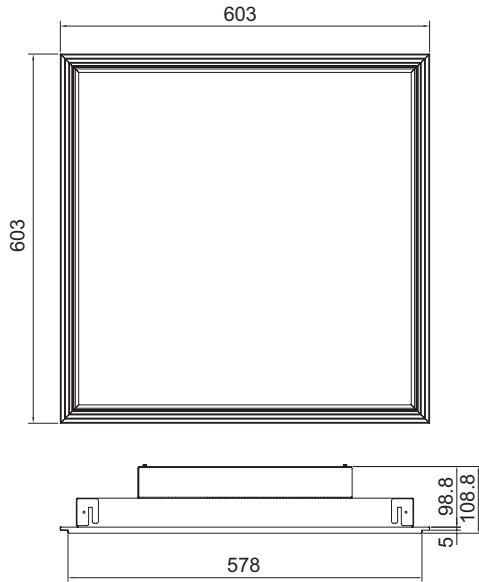
Manufacturer reserves the right to make changes to specifications without notice.

PLS36 Series

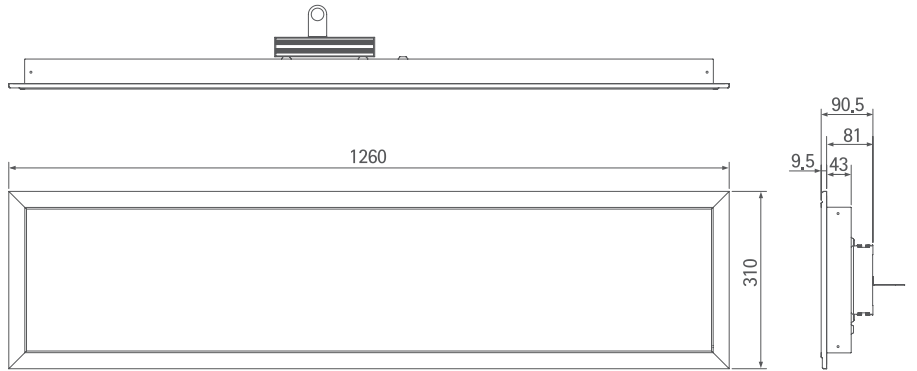
LED Flat Panel Troffer - 1' x 4', 2' x 2'

Project:	
Type:	Catalog #:

Dimensions



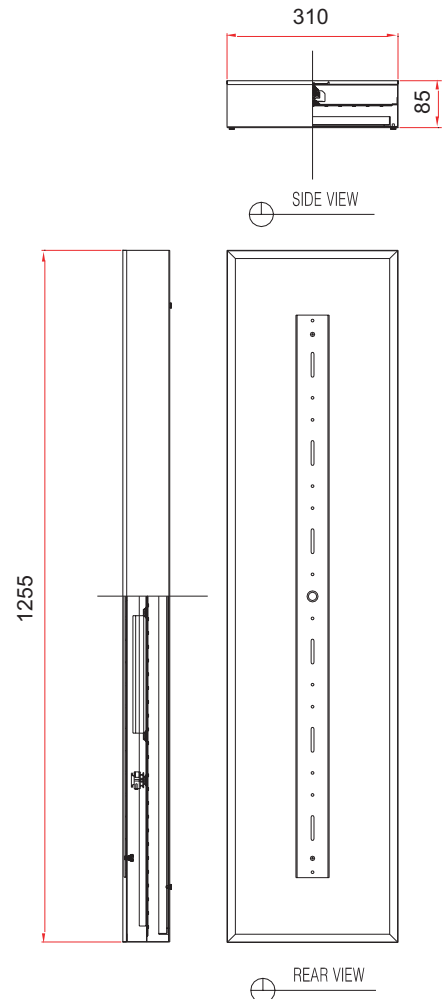
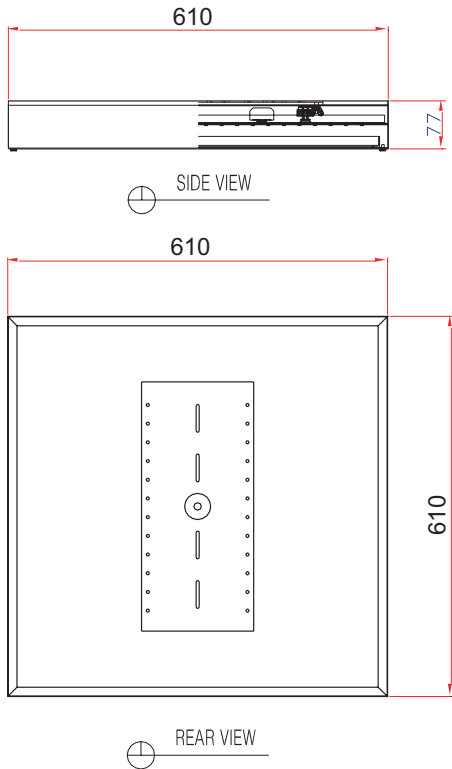
Recessed 2' x 2' and 1' x 4'



See supplemental shop drawing data for detailed specification.

Model	Size	LED Power	Dimensions
PLS36-22 (Recessed)	1' x 4'	44W, 47W	610mm x 610mm
PLS36-14 (Recessed)	2' x 2'	51W, 55W	295mm x 1212mm

Surface 2' x 2' and 1' x 4'



Model	Size	LED Power	Dimensions
PLS36-22 (Surface)	1' x 4'	44W, 47W	610mm x 610mm
PLS36-14 (Surface)	2' x 2'	51W, 55W	310mm x 1255mm

Manufacturer reserves the right to make changes to specifications without notice.